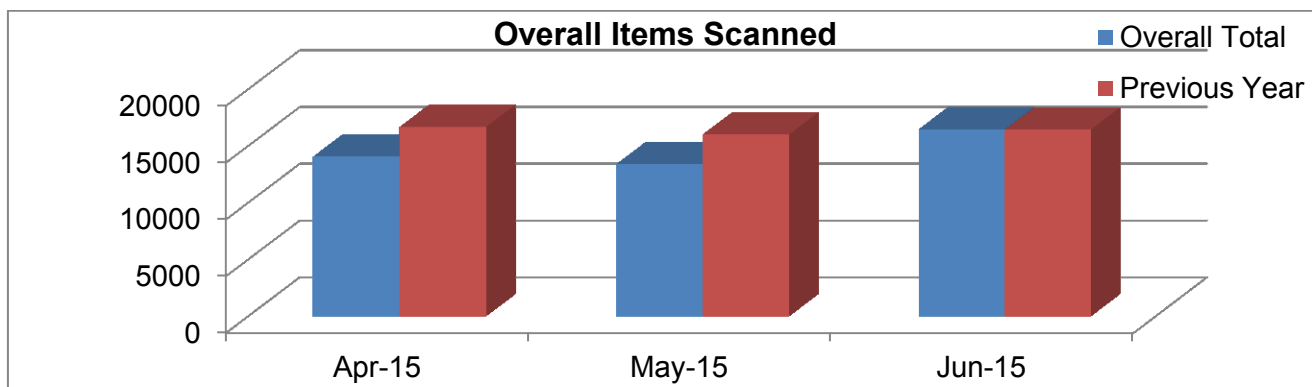
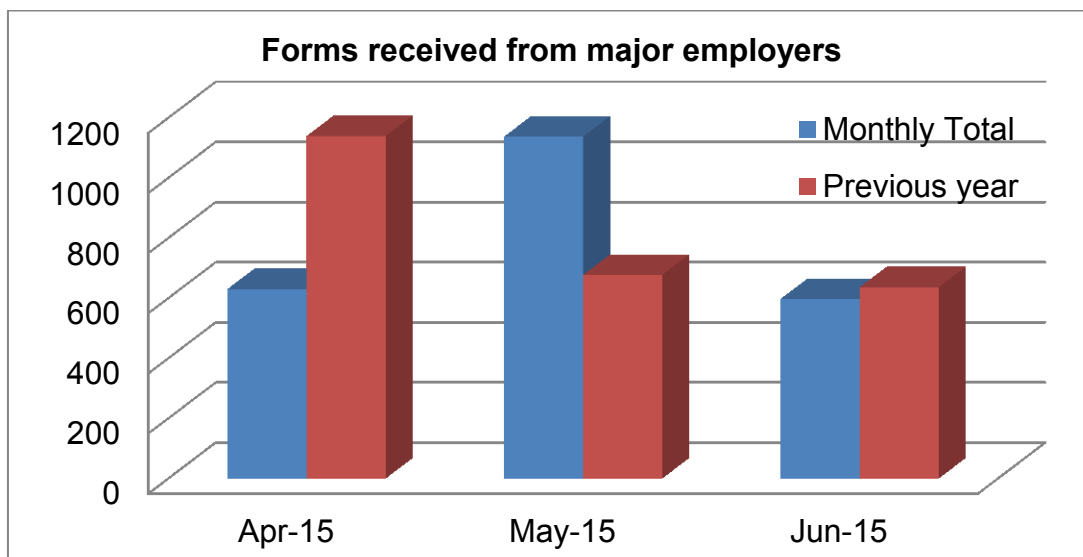


**Data Quality Statistics
1 April 2015 – 30 June 2015**



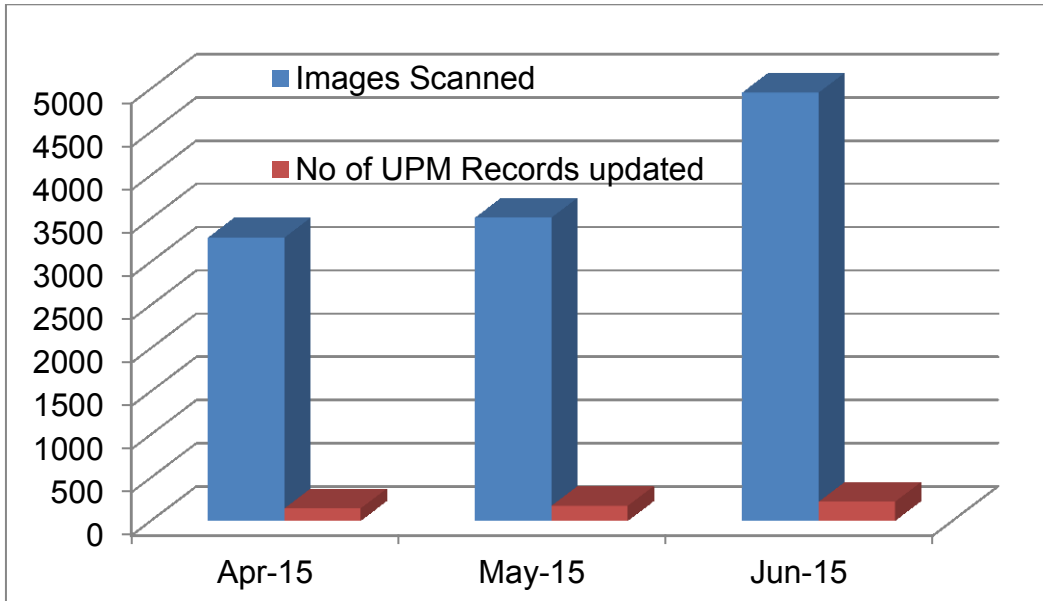
	Overall Total	Previous Year
April 2015	14071	16687
May 2015	13395	16014
June 2015	16486	16447

	Overall Scanned	Indexing errors	% error rate
April 2015	14071	15	0.11
May 2015	13395	19	0.14
June 2015	16486	19	0.11



	Monthly Total	Previous year
April 2015	630	1139
May 2015	1137	677
June 2015	597	636

Microfiche Statistics



	Images Scanned	No of UPM Records updated
April 2015	3279	144
May 2015	3510	174
June 2015	4955	221

The substantial difference between the number of images scanned and the number of UPM records updated is because the former represents the number of pages of documents scanned, whereas the latter is the number of member records that have been updated with the documents (there may be several documents on each member record).